

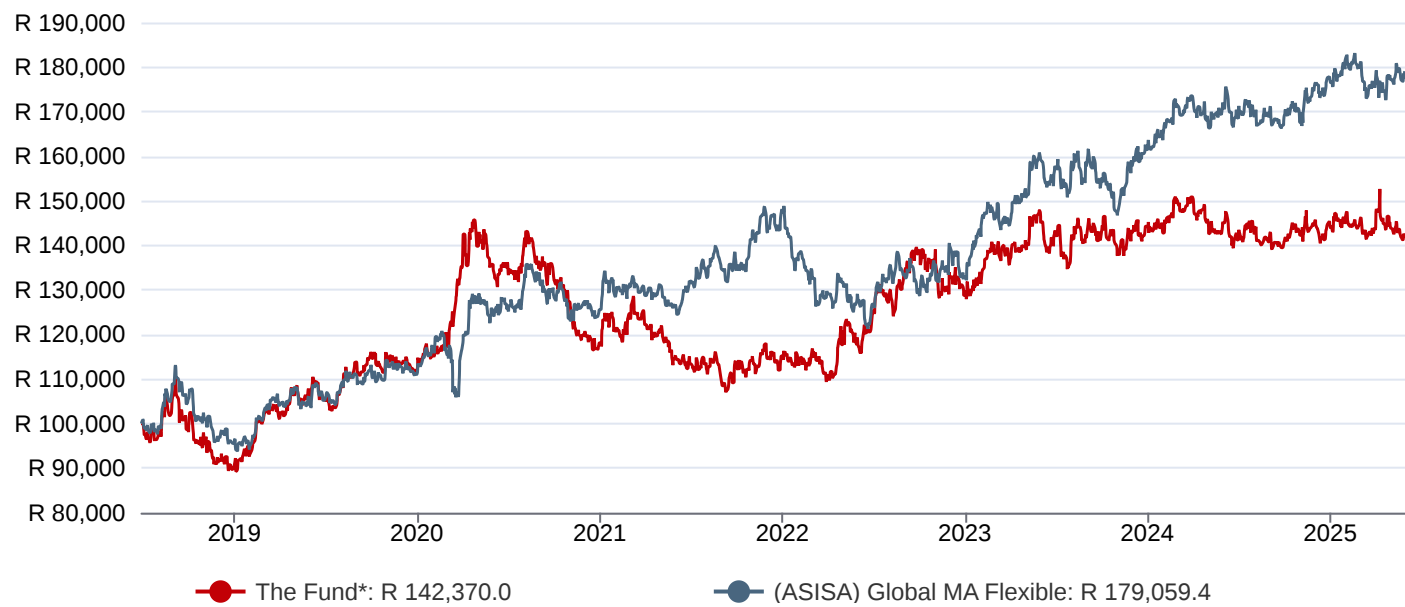
GENERAL FUND INFORMATION

Fund Inception Date	2018/06/29
Class Inception Date	2018/06/29
Sector / Peer Group	(ASISA) Global MA Flexible
Risk Rating	Moderate-Aggressive
Fund Size	R 35,205,956
Price (NAV per unit)	ZAR 14.10
ISIN	ZAE000259370
JSE Code	REGFF
Initial Fee *	0.00%
Management Fee *	0.00%
Total Expense Ratio (TER) *	1.51%
Total Investment Charge (TIC) *	1.80%
Performance Fee Benchmark	N/A

* See "Fee Breakdown"

CUMULATIVE VALUE OF R100'000 INVESTED AT INCEPTION

Currency: South African Rand Source Data: Total Return



* NAV-NAV, net of retail class A fees, and with income reinvested on the reinvestment date. The investment performance is for illustrative purposes only

INVESTMENT APPROACH

Our investment style is that of Growth at the Right Price (GARP). Our stock selection strategy focuses on companies with strong earnings growth, sustainable revenue streams and low borrowings, at reasonable price levels. By identifying companies that combine these features, we are able to achieve a secure balance between risk and growth. This meticulous, concentrated share selection process enables the Fund to be less correlated to the overall market.

THE FUND IS SUITABLE FOR INVESTORS WHO

- have a high risk profile with a long-term investment horizon
- seek full exposure to the offshore markets
- wish to allow the fund manager to have full discretion over the asset allocation of the funds

FUND DESCRIPTION & OBJECTIVE

The Rezco Global Flexible Feeder Fund's emphasis is on active stock selection. The Fund aims to achieve longterm capital growth through investments in a portfolio of global asset classes by pursuing a global macroeconomic strategy with a long-term investment horizon.

It does this by identifying and investing in a mix of investments based on the Investment Manager's assessment of macro-economic and social trends, countries, sectors, individual companies and assets across the globe. The Fund strives for an optimal mix of equity and fixed income securities.

The Fund aims to provide investors with capital growth over the long term, and to achieve returns in excess of the EAA Fund USD Flexible Allocation. The Investment Manager does not make any guarantees concerning the capital or return of the Fund.



ROB SPANJAARD
B.COM
CHIEF INVESTMENT
OFFICER & PORTFOLIO
MANAGER



SIMON SYLVESTER
B.BUS (HONS)
HEAD OF RESEARCH &
CO-PORTFOLIO
MANAGER

* For more information, please visit our website at: www.rezco.com

*FEE BREAKDOWN

Management Fee	0.00%
Performance Fee	0.00%
Other Costs	0.09%
TER of Underlying Fund	1.42%
Total Expense Ratio (TER) *	1.51%
Transaction Costs	0.29%
Total Investment Charge (TIC) *	1.80%

ANNUALISED PERFORMANCE

Data Point: Return	Currency: South African Rand				Source Data: Total Return
	1 Year	3 Years	5 Years	10 Years	Since Inception
The Fund *	-1.9	6.1	1.0		5.2
Peer Group	4.1	11.5	7.3	8.2	8.8

* Returns are net of class A fees, and with income reinvested

CALENDAR YEAR PERFORMANCE

%	Return	Best Month	Worst Month
YTD	-1.5	1.2	-2.0
2024	0.2	4.5	-3.3
2023	12.1	5.6	-4.7
2022	11.9	6.7	-5.8

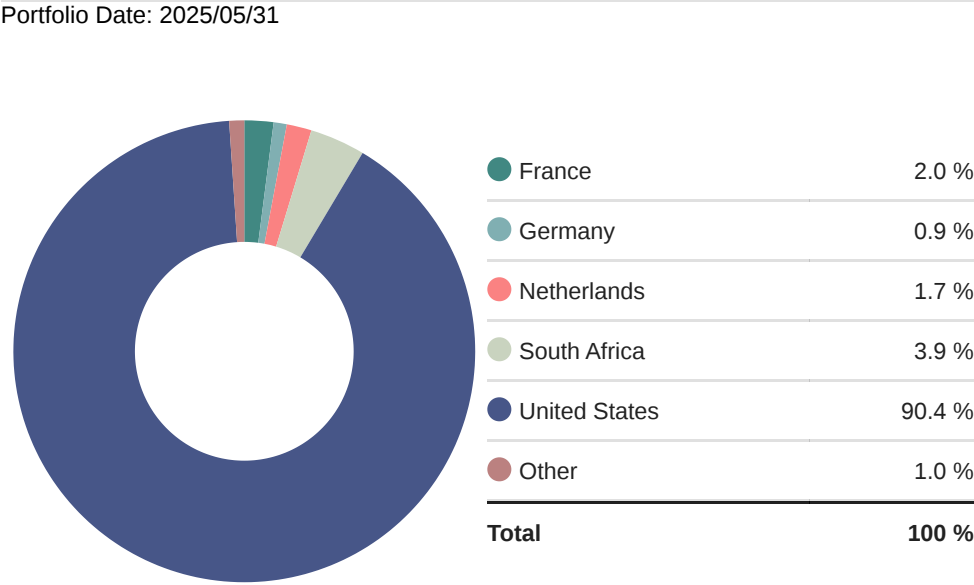
MONTHLY RETURNS

Currency: South African Rand														Source Data: Total, Monthly Return	
%	Jan	Feb	Mar	Apr	May	Jun	Jul	Aug	Sept	Oct	Nov	Dec	YTD		
2025	1.2	-1.1	-0.5	1.0	-2.0								-1.5		
2024	-0.1	4.5	0.2	-3.3	-0.5	-2.7	1.6	-2.0	-0.2	1.8	1.0	0.1	0.2		
2023	4.0	4.7	-3.3	3.0	5.6	-3.0	-4.7	4.4	-0.9	-0.5	2.2	0.6	12.1		
2022	0.2	0.1	-4.4	6.7	1.4	4.4	2.4	3.7	5.0	-1.4	-5.8	-0.2	11.9		

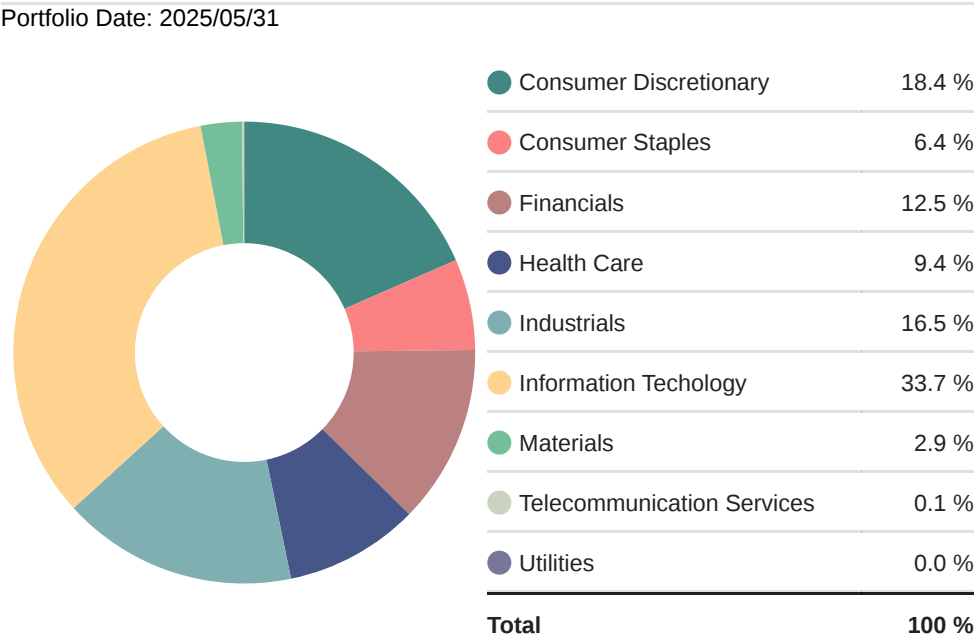
RISK MEASURES

Currency: South African Rand					Source Data: Total, Monthly Return				
	Std Dev	Sortino Ratio	Sharpe Ratio	Max Drawdown					
The Fund	18.3	0.4	0.3	-26.5%					
Peer Group	16.0	0.3	0.3	-18.5%					

COUNTRY ALLOCATION



GICS SECTOR ALLOCATION (EQUITY ONLY)



INCOME DISTRIBUTIONS

	Rands per Unit
2024-09	0.04250

* Distributions are declared annually for the 12 month period ending August

ASSET ALLOCATION

	South African	Foreign	Total
Bonds	0.0	55.5	55.5
Equity*	0.0	29.8	29.8
Money Market	3.9	10.8	14.7
Derivatives	0.0	0.0	0.0
Commodities	0.0	0.0	0.0
Listed Properties	0.0	0.0	0.0
Total	3.9	96.1	100.0

The asset allocation table and top holdings list includes the exposures of the Rezco funds held in this fund on a lookthrough basis. There is no duplication of fees by the Manager. For more information, please visit: www.rezco.com

OFFSHORE EQUITY EXPOSURE

	Total
Equity	29.8
Hedges	0.0
Effective Exposure	29.8

* For more information, please contact Rezco Asset Management.

TOP HOLDINGS

Portfolio Date: 2025/05/31	% of Fund
US Gov Bonds (0 - 3 yrs)	46.1
US Gov Bonds (above 12 yrs)	9.5
Alphabet Inc	1.2
Aramark	1.2
JPMorgan Chase & Co	1.2
Universal Health Services Inc	1.1
CORPAY INC	1.0
Corning Inc	1.0
Textron Inc	1.0
Darden Restaurants Inc	1.0

IMPORTANT INFORMATION

REZCO COLLECTIVE INVESTMENTS | MANAGEMENT COMPANY

Rezco Collective Investments Ltd (the "Management Company") is an authorised management company in terms of the Collective Investment Schemes Control Act. The trustee/custodian of the Fund is RMB Custody and Trustee Services | First Floor, 3 First Place, Bank City, Cnr Simmonds and Jeppe Streets, Johannesburg, 2001 | 087 736 1732 | www.rmb.co.za. Rezco is a member of the Association of Savings and Investments South Africa (ASISA). The Management Company has delegated the management of the investments of the Fund to Rezco Asset Management (Pty) Ltd, (the "Investment Manager"). The Investment Manager is duly authorised to act in this capacity and is a licensed Financial Services Provider with FSP number 702.

GENERAL DISCLAIMER

Unit trusts are medium to long term investments. The value of units may go up as well as down, and past performance is not necessarily a guide to the future. General information about the Investment Manager and its products and services is provided by the Investment Manager. Actual annual figures are available to the investor on request. No guarantees about the suitability or potential value of any information or particular investment source are given. The information in this document does not constitute any form of advice. Nothing contained in the content of this fact sheet constitutes a solicitation, recommendation, endorsement or offer, but shall merely be deemed to be an invitation to do business. A registered financial advisor should be consulted prior to taking any investment decision. In order to obtain additional information, the investor should refer to the Prospectus and Key Investor Information Document (KIID) which is available on our website at www.rezco.co.za.

UNIT PRICES & RELATED INFORMATION

Unit trusts are traded at ruling prices and may engage in borrowing. Unit trusts are not normally taxed as traders but this cannot be guaranteed. Performance is calculated for the Fund; however, individual investor performance may differ as a result of initial fees (which we do not and have never charged), the actual investment date, the date of reinvestment and dividend withholdings tax. The Fund is valued each day at 15h00 and the cut-off time for submission of transactions is at 14h00. Prices are calculated and published on each business day in the prescribed manner, as well as on our website. Prices will also be made available on request.

FUND SPECIFIC RISKS

Unit trusts are not guaranteed investments. There are risks that are attached to investing, especially if an investor does not take into consideration the recommended time period to remain invested.

Particular risks that an investor may be exposed to as a result of the foreign component of the Fund include: liquidity, macro-economic, political, foreign exchange, tax, settlement and potential limitations on availability of market information.

FEES

A schedule of fees, charges and maximum commissions is available on request from the Manager.

Rezco has never charged initial fees.

Introduced to enhance transparency for investors, the Total Expense Ratio (TER) is a standardised method of displaying charges against a portfolio. TER is calculated by taking into account particular expenses incurred by a fund as a percentage of the fund's net asset value (NAV). These expenses include the management fee that a manager charges, performance fees (if any) and other costs (e.g. fund's bank charges, audit fees, custodian and trustee fees). A higher TER does not necessarily imply a poor return, nor does a low TER imply a high return. The TER is an annualised figure calculated over a 3-year period.

Per European regulation, a performance fee is not a component of the on-going charge of the Rezco Global Flexible Fund for purposes of disclosure on the mandated KIID. From 1 May 2020, no performance fee is applicable in respect of the Fund. Information about the performance fee component prior to 1 May 2020 can be provided on request.

The Total Investor Charge (TIC) is the sum of the TER and transaction costs. Transaction costs (TCs) are the costs incurred in trading (buying or selling) the underlying assets of a fund. TCs are calculated in respect of the 3 years ended 31 May 2025.

Therefore:

TER = Management Fee + Other Costs (incl. VAT)

TIC = TER + Transaction Costs (incl. VAT)

GLOSSARY

- Annualised performance: the average return per year over the period
- Maximum drawdown: the largest peak to trough decline during a specific period.
- Sortino ratio: measures the risk-adjusted return by taking the excess return over the risk-free rate divided by the downside deviation. It measures the "bad" volatility. A large Sortino ratio indicates there is a low probability of a large loss.
- Volatility: the amount by which the performance fluctuates over a given period.
- Risk profile: a measure of the volatility of the fund. A "low" rating indicates less volatility (lower end of the risk scale) with potentially lower returns (rewards). A "high" rating indicates more volatility (the upper end of the risk scale) with potentially higher returns (rewards).